

Washroom



Contents

References	5
Washroom panels – Module overview	7
Washroom panels – assembly plan	8
Washroom panels – measurements	9
Washroom panels	10
Blank panel	12
Soap dispenser	14
Toilet roll holder	16
Paper towel dispenser	18
Hand dryer	20
Waste paper bin	22
Tissue dispenser	24
Toilet seat cover dispenser	26
Sanitary bag dispenser	28
Plastic cup dispenser	30
Miscellaneous	32

Flush mounted washroom accessories



The room

The washroom is a fundamental part of any public building, be it office buildings, hotels, railway stations or airports. The wall hung accessories that d line offer are simple and based on the following qualities; impeccable design solutions, intrinsic functionalism and installation techniques developed through years of invaluable experience. Hygiene and maintenance are prevalent concerns in the product's design phase. Both installation and maintenance is easy and that is paramount, especially for commercial use.

The products

The products in d line's wall hung series were specifically designed for the high traffic segment, such as airports and train stations. Public buildings and places with heavy traffic, so to speak.

The d line wall hung series include holders, dispensers, bins, driers and various holders. All products are decorative with the added feature of servicing and refilling made easy. Like all d line products, longevity is a focal point and great care has been taken to ensure the „shelf-life“ of this line in particular. All products are designed and made for frequent use.

The wall hung range is based on the aesthetics of minimalism and has been developed in accordance with the tradition of the structural simplicity inherent to Danish design. Strength, endurance and functionalism play an integral role in our product development and in the overall shape and character of the products. In keeping with the high technical standards of the design phase and an unrelenting dedication to advances in engineering, these qualities continue to raise the bar and thus the d line series to a level of timelessness.

The material

All wall hung accessories are manufactured in marine quality stainless steel. The high humidity level in the bathroom setting necessitates the use of a non-corrosive rust resistant stainless steel. On d line's behalf, FORCE Technology in Copenhagen has conducted a variety of independent tests on different metals' resistance to rust. As a result of these tests, the only metal used in d line's bathroom fittings is AISI 316, also known as marine quality stainless steel. AISI 316 is one of the strongest and most resilient alloys on the market today.

Cleaning, care and maintenance

Stainless steel is easy to clean. Washing with soap or a mild detergent and warm water followed by a clean water rinse is usually quite adequate for domestic and architectural equipment. An enhanced appearance will be achieved if the cleaned surface is finally wiped dry. Specific methods of cleaning may apply and if so instructions will be provided.

Design continuity

From the perspective of design, d line conceptualises its products in terms of an interrelated continuity. The quality standard is revealed in each and every product, from soap dish to towel rack to waste bin and paper towel dispenser. In the words of d line's head designer, Knud Holscher:

"There is a certain implicit advantage in having an architect work within the field of industrial design. Architects view the individual design product within the scope of the architectural space that it is meant to occupy. I perceive architectural space as a whole, where the bathroom is an equal and, most importantly, an integral part of the building."



Kromann Reumert Law Firm, Copenhagen



References



The Bank

Owner Kroonenberg Group
Builder Midreth BV
Architect Rijnboutt Architecten
Client Intermat Mijdrecht
Country Netherlands

The Bank was built between 1926 and 1932 and was the first ABN Bank in Amsterdam. The design of this typical example of solid stateliness was in the hands of architects B.J. and W.B. Ouëndag, as well as the founder of the Amsterdam School of Architecture, H.P. Berlage.



The Kameha Grand

Interior designer Marcel Wanders
Size 19,000 sq.m
Architect Karl-Heinz Schommer
Client Lifestyle Hospitality & Entertainment Group
Country Germany

The Kameha Grand Bonn opened in late autumn 2009; it has 254 rooms, including 62 suites and a flexible partitionable conference or ballroom that can accommodate up to 2,500 guests. The Kameha Grand Bonn has won the prestigious MIPIM Award and the international Real Estate Industry Award. The hotel impressed tradeshow visitors and the jury in the category "Hotels & Touristic Resorts."






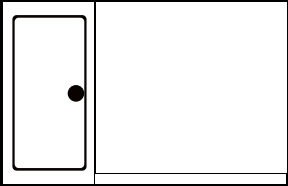




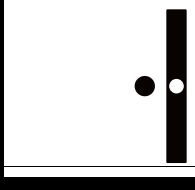




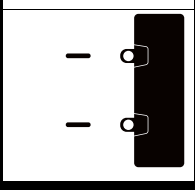
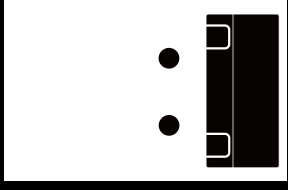








Bella Sky Comwell Copenhagen

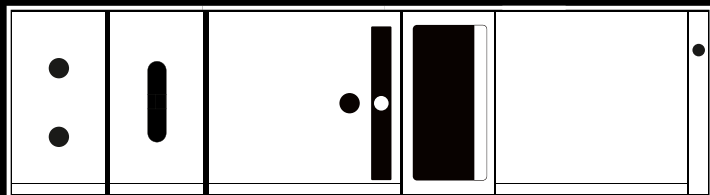
Owner and developer Bella Center
Architect 3XN
Floor area 42,000 sq.m. (814 rooms / 23 floors)
Country Denmark

Bella Sky Comwell is a four star conference hotel, adjacent to Bella Convention & Congress Center in the Ørestad district of Copenhagen. With 814 rooms, it is the largest hotel in Scandinavia. Consisting of two asymmetrical towers, the hotel's form depends on the vantage point. The towers are distinguished by a dynamic and graphic skin of triangular panels, and even from a great distance, the slightly pixelating effect is visible. The lobby merges into the entrance of the Bella Center and causes a twist of the ground floor, lending the hotel a dramatic street presence.

Washroom panels – Module overview

A		1 Module Blank panel	S		2 Module Mini cup dispenser	I		3 Module Hand dryer "High traffic"
B		2 Module Blank panel	P		2 Module Circular waste bin	U		3 Module Mini waste bin recess with flap
F		1 Module Toilet roll dispenser	N		2 Module Toilet seat dispenser	T		3 Module Maxi cup dispenser
M		1 Module Tissue dispenser	J		2 Module Hand dryer	R		3 Module Circular waste bin
O		1 Module Bag dispenser	G		2 Module Toilet roll dispenser	K		3 Module Mini waste bin recess
D		2 Module Soap dispenser	H		3 Module Paper towel dispenser	W		4 Module Maxi waste bin "High traffic"
C		3 Module Blank panel	Q		4 Module Paper towel dispenser "High traffic"	Z		5 Module Maxi waste bin "High traffic"
L		4 Module Maxi waste bin Recess	Y		4 Module Maxi waste bin Recess with flap			

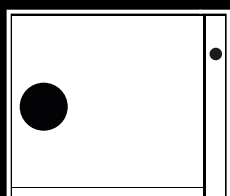
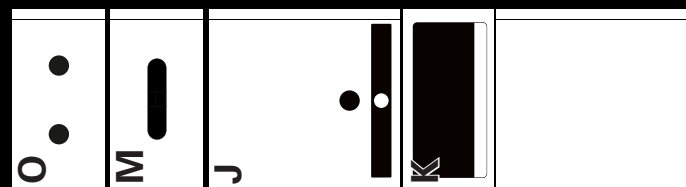
Washroom panels – assembly plan



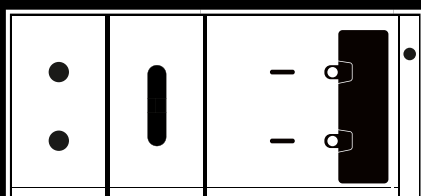
||




+




||



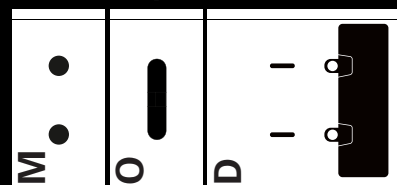

||



+



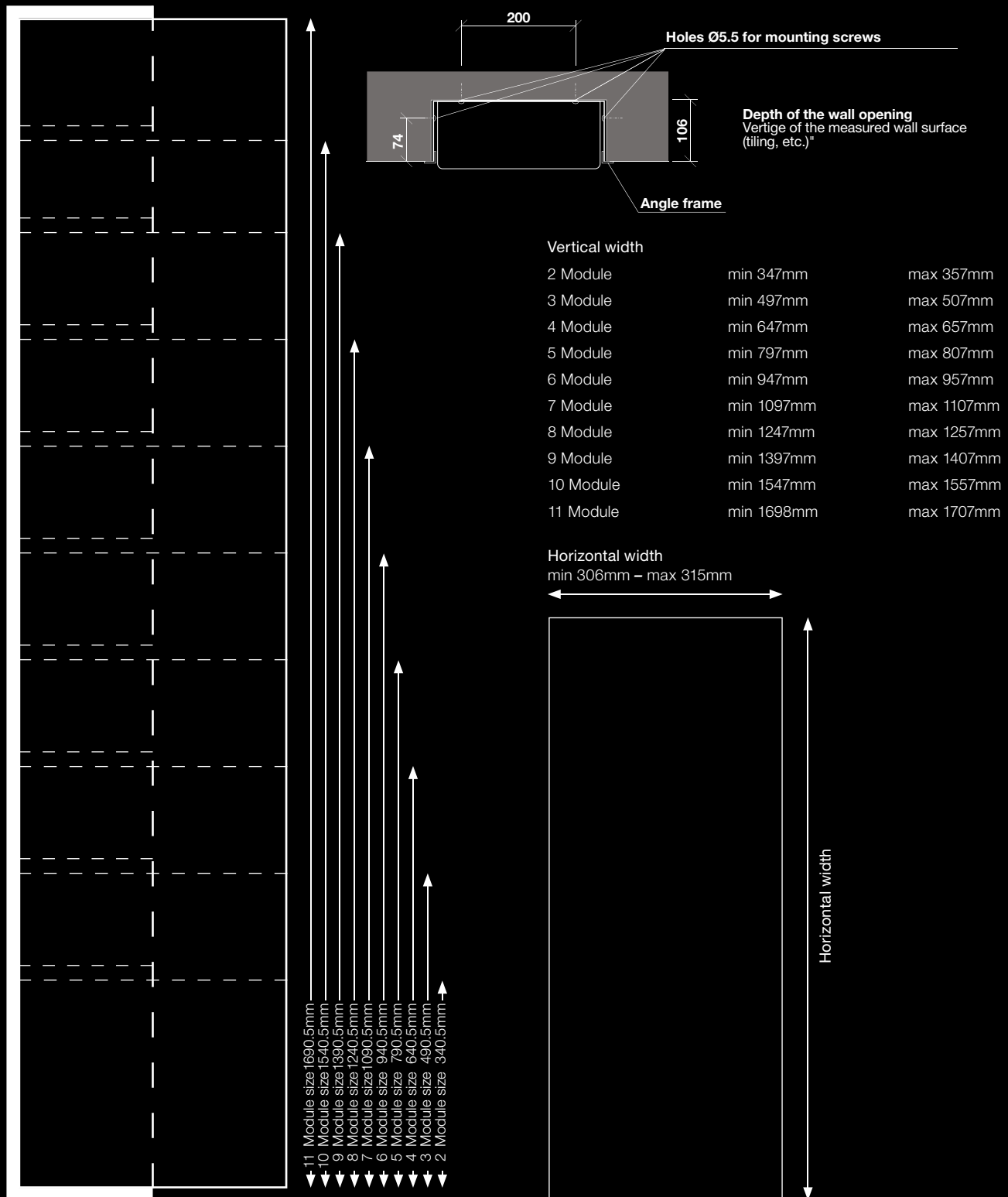
+



Assembly example

- 1 Choose Modules
- 2 Choose frame (flush or wall mounted)
- 3 Choose frame skit (if necessary)
- 4 Choose lock
- 5 Add lock
- 6 Contact d line sales for the item number on your sanitary panel combination

Washroom panels – measurements



Washroom panels

Combinations are based on general specifications.
However, all combinations are possible.

	Volume	Complete panel size										
		2	3	4	5	6	7	8	9	10	11	
Hand drying												
Paper towel (only)			H	Q								
Hand dryer (only)		J										
Hand dryer / Waste bin	Medium			JP	JU							
Paper Towel / Waste bin	Low					HU						
	Medium						HY					
	High							HZ	QZ			
Paper towel / Hand dryer / Waste bin	Low							HJU				
	Medium								HJY			
	High									QJY	QJZ	
Hand cleaning												
Soap dispenser (only)		D										
Soap dispenser / Hand dryer				DJ								
Paper towel / Soap dispenser / Waste bin	Low							HDU				
	Medium								HDY			
	High									QDY	QDZ	
Paper towel / Soap dispenser / Hand dryer / Waste bin	Medium									HDJU		
	High										HDJY	
Toilet (Men)												
Toilet roll / Waste bin	Low			FU								
	Medium				FY							
	High					FZ						
Seat cover / Toilet roll / Waste bin	Low						NFU					
	Medium							NFY				
	High								NFZ			
Tissue / Toilet roll / Waste bin	Low				MFU							
	Medium					MFY						
	High						MFZ					
Seat cover / Tissue / Toilet roll / Waste bin	Low						NMFU					
	Medium							NMFY				
	High								NMFZ			
Toilet (Women)												
Sanitary bags / Toilet roll / Waste bin	Low				OFU							
	Medium					OFY						
	High						OFZ					
Seat cover / Sanitary bags / Toilet roll / Waste bin	Low							NOFU				
	Medium								NOFY			
	High									NOFZ		
Sanitary bags / Tissue / Toilet roll / Waste bin	Low					OMFU						
	Medium						OMFY					
	High							OMFZ				
Seat Cover / canitary bags / Tissue / Toilet roll / Waste bin	Low							NOMFU				
	Medium								NOMFY			
	High									NOMFZ		
Kitchenette												
Plastic cups / Waste bin	Low			SP								
	Medium				SR							
	High					TR						
Paper towel / Plastic cups / Waste bin	Low						HSP					
	Medium							HSR				
	High								HTR			
Plastic cups / Tissue / Waste bin	Low				SMP							
	Medium					SMR						
	High						TMR					
Paper towel / Plastic cups / Tissue / Waste bin	Low							HSMP				
	Medium								HSMR			
	High									HTMR		

Blank panel





Blank panel



Description
Blank panel
Blank panel
Blank panel

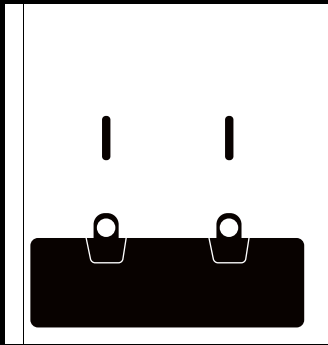
Module size	Module type	Item number
1	A	14.7104.02.010
2	B	14.7104.02.020
3	C	14.7104.02.030



Soap dispenser



Soap dispenser



Description

Double

Module size

2

Module type

D

Item number

14.7145.02.000

Soap, epicare, 500ml

14.7046.00.500

Soap, epicare, 5l

14.7046.05.000

Antibacterial soap, epicare, 500ml

14.7047.00.000

Soap, swan marked, w/perfume, 300ml

14.7046.00.300

Soap, swan marked, w/perfume, 5kg

14.7046.00.310

Soap, swan marked, w/o perfume, 300ml

14.7046.00.320

Soap, swan marked, w/o perfume, 5kg

14.7046.00.330

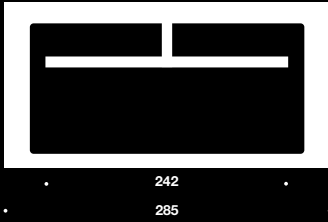
285

295

Toilet roll holder

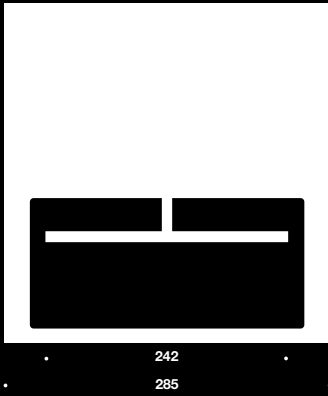


Toilet roll holder



Description
F/2 rolls


Module size	Module type	Item number
1	F	14.7156.02.000
2	G	14.7156.02.200



Paper towel dispenser



Paper towel dispenser



Description

Medium volume

High volume

Module size

3

4

Module type

H

Q


Item number

14.7180.02.000

14.7180.02.100

Paper towels f/paper towel dispenser, 21 bundels of 150

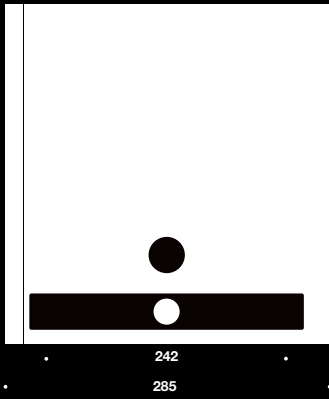
14.7080.00.000



Hand dryer




Hand dryer




Description
Medium volume
High volume


Module size	Module type	Item number
2	J	14.7182.02.000
3	I	14.7182.02.100



Waste paper bin



Waste paper bin



285

285

Description

W/o flap

W/o flap

W/flap

W/flap

W/round hole

W/round hole

"High traffic" 40l

"High traffic" 50l

Module size

2

3

2

3

2

3

4

5

Module type

K

L

U

Y

P

R

W

Z

Item number

14.7185.02.100

14.7185.02.200

14.7188.02.100

14.7188.02.200

14.7197.02.200

14.7197.02.200

14.7186.02.100

14.7186.02.200



115

Bags f/waste paper bin (small), 15 l., 1.500 bags

Bags f/waste paper bin, 40 l., 1.000 bags

Bags f/waste paper bin, 50 l., 1.000 bags

2


3 and 4

5

14.7097.00.000

14.7085.00.000

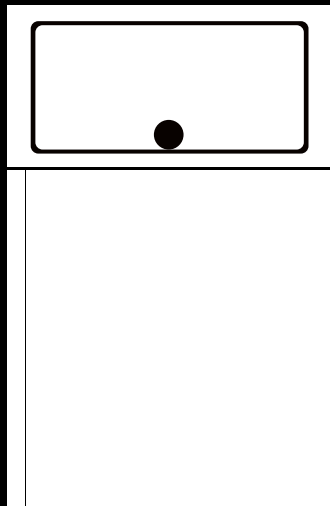
14.7186.00.000



285

242

285



115

285

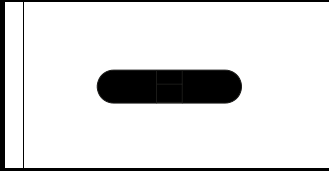
242

285

Tissue dispenser



Tissue dispenser



285

145

Description

Tissue dispenser

Tissues f/tissue dispenser, 33 boxes of 100

Module size

1

Module type

M

Item number


14.7191.02.000

14.7091.00.000

Toilet seat cover dispenser



Toilet seat cover dispenser

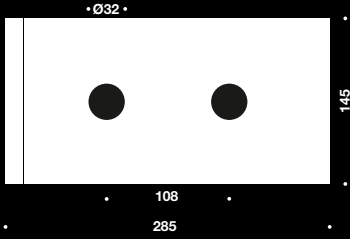


Description	Module size	Module type	Item number
Toilet seat cover dispenser	2	N	14.7192.02.100
Toilet seat covers f/toilet cover seat dispenser, 25 boxes of 200			14.7092.00.100

Sanitary bag dispenser



Sanitary bag dispenser



Description

Sanitary bag dispenser

Bags f/sanitary bag dispenser, 25 boxes of 50

Module size

1

Module type

O

Item number


14.7192.02.100

14.7091.00.000

Plastic cup dispenser



Plastic cup dispenser



Description

- Medium volume
- High volume

Plastic cups f/plastic cup dispenser, 21 cl., 30 tubes of 100

Module size

- 2
- 3


Module type

- S
- T

Item number

- 14.7199.02.100
- 14.7199.02.200

14.7099.00.000



Miscellaneous



Miscellaneuos



Description
Locking mechanism

Module size
0


Module type

Item number
14.7103.02.010

Spare key

0

14.7100.00.004



Built-in frame
Built-in frame
Built-in frame
Built-in frame
Built-in frame
Built-in frame
Built-in frame
Built-in frame
Built-in frame
Built-in frame
Built-in frame

2
3
4
5
6
7
8
9
10
11

14.7101.02.020
14.7101.02.030
14.7101.02.040
14.7101.02.050
14.7101.02.060
14.7101.02.070
14.7101.02.080
14.7101.02.090
14.7101.02.100
14.7101.02.110



Frame skirt
Frame skirt
Frame skirt
Frame skirt
Frame skirt
Frame skirt
Frame skirt
Frame skirt
Frame skirt
Frame skirt
Frame skirt

2
3
4
5
6
7
8
9
10
11

14.7102.02.020
14.7102.02.030
14.7102.02.040
14.7102.02.050
14.7102.02.060
14.7102.02.070
14.7102.02.080
14.7102.02.090
14.7102.02.100
14.7102.02.110