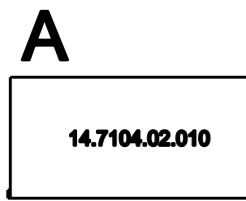
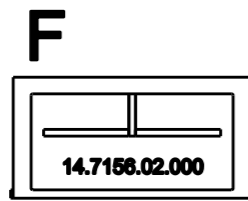


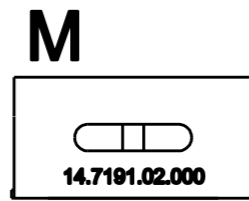
# Washroom and Sanitary Panel Programme



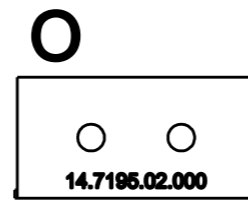
1 modul  
Blank Panel




1 modul  
Toilet Roll dispenser



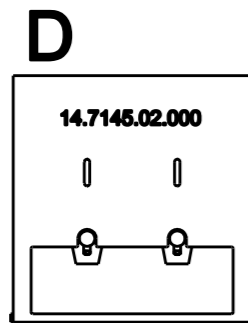
1 modul  
Tissue dispenser



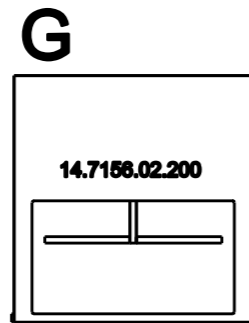
1 modul  
Bag dispenser



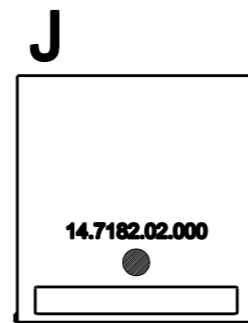
2 modul  
Blank Panel



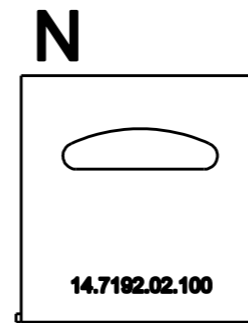
2 modul  
Soap dispenser



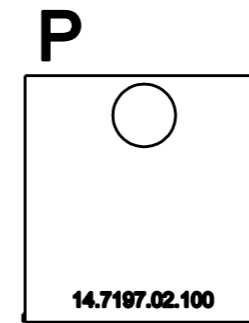
2 modul  
Toilet Roll dispenser



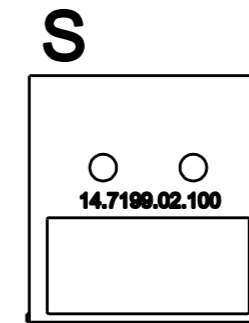
2 modul  
Hand dryer




2 modul  
Toilet seat dispenser



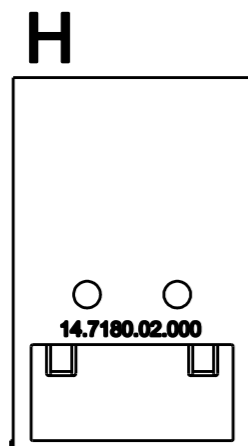
2 modul  
Circular waste bin




2 modul  
Mini cup dispenser



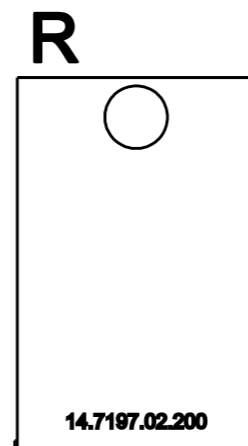
3 modul  
Blank Panel



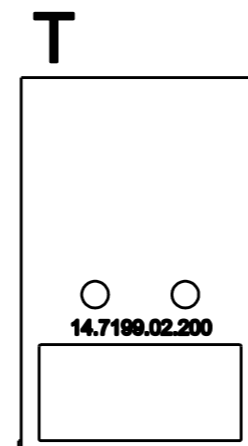
3 modul  
Paper towel dispenser



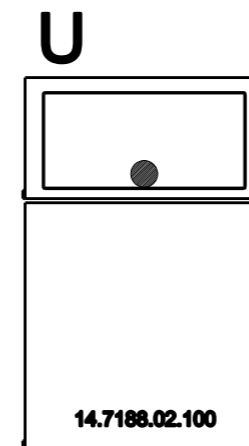
3 modul  
Mini waste bin Reces.



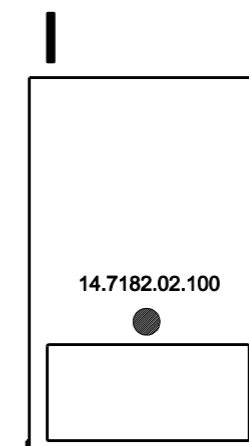
3 modul  
Circular waste bin




3 modul  
Maxi cup dispenser



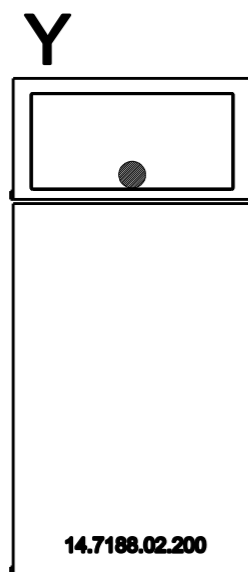
3 modul  
Mini waste bin Reces  
with flap



3 modul  
Hand dryer  
"High traffic"




4 modul  
Maxi waste bin Reces.




4 modul  
Maxi waste bin Reces  
with flap



4 modul  
Maxi waste bin  
"High traffic"



4 modul  
Paper towel dispenser  
"High traffic"



5 modul  
Maxi waste bin  
"High traffic"